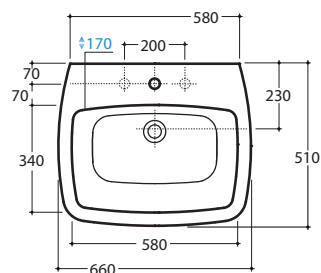


# DAILY LAVABO DA065BI

CE EN 14688:2015



# GLOBO



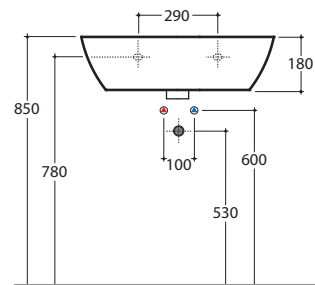
Effetto antibatterico su ceramica  
**BATAFORM®**  
Ceramic antibacterial effect  
BATAFORM®



Prodotto smaltato con  
**CERASLIDE®**  
Glazed product with  
CERASLIDE®

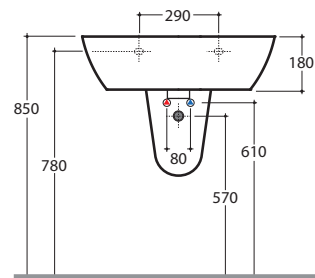
Cod. **DA065BI**

Lavabo 66.51 h18 cm. Installazione sospesa, su colonna a terra o sospesa. Peso 22 kg  
Basin 66.51 h18cm. Wall-hung installation or on floor mounted / wall-hung pedestal. Weight 22 kg.



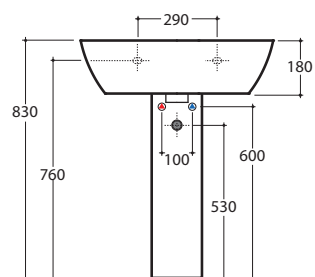
Cod. **ALS05BI**

Colonna sospesa 20.31 h35 cm. Peso 8 kg  
Wall-hung pedestal 20.31 h35cm. Weight 8 kg.



Cod. **LE005BI**

Colonna a terra 18.17 h65 cm. Peso 12 kg  
Floor-mounted pedestal 18.17 h65 cm. Weight 12 kg



Cod. **FI012BI**

Piletta up and down con tappo in ceramica per lavabi con troppo pieno. Peso 0,5 Kg  
Push open valve drain with ceramic top for basins with overflow. Weight 0,5 Kg



Cod. **FI012CR**

Piletta cromata up and down per lavabi con troppopieno. Peso 0,5 Kg  
Push open chromed valve drain for basins with overflow. Weight 0,5 Kg